


Shareholding Pattern under Regulation 31 of SEBI (Listing Obligations and Disclosure Requirements) Regulations, 2015

1.	Name of Listed Entity: Motilal Oswal Financial Services Limited
2.	Scrip Code/Name of Scrip/Class of Security: 532892
3.	Share Holding Pattern Filed under: Reg. 31(1)(a)/Reg. 31(1)(b)/Reg.31(1)(c)for Quarter ending 30th September 2016
4.	Declaration: The Listed entity is required to submit the following declaration to the extent of submission of information:-

	Particulars	Yes *	No *
1	Whether the Listed Entity has issued any partly paid up shares?		No
2	Whether the Listed Entity has issued any Convertible Securities or Warrants?		No
3	Whether the Listed Entity has any shares against which depository receipts are issued?		No
4	Whether the Listed Entity has any shares in locked-in?		No
5	Whether any shares held by promoters are pledged or otherwise encumbered?		No

* If the Listed Entity selects the option 'No' for the questions above, the columns for the partly paid up shares, Outstanding Convertible Securities/Warrants, depository receipts, locked-in shares, No of shares pledged or otherwise encumbered by promoters, as applicable, shall not be displayed at the time of dissemination on the Stock Exchange website. Also wherever there is 'No' declared by Listed Entity in above table the values will be considered as 'Zero' by default on submission of the format of holding of specified securities.

Motilal Oswal




Motilal Oswal Financial Services Limited

Table I - Summary Statement holding of specified securities

Category	Category of shareholder	Nos. of shareholders	No. of fully paid up equity shares held	No. of partly paid-up equity shares held	No. of shares underlying Depository Receipts	Total nos. shares held	Shareholding as a % of total shares (calculate as per SCRR, 1957)	Number of Voting Rights held in each class of securities			No. of Shares Underlying Outstanding convertible securities (including Warrants)	Shareholding as a % assuming conversion of convertible securities (as a percentage)	Number of Locked in shares	Number of Shares pledged or otherwise encumbered	Number of equity shares held in dematerialised form
								No of Voting Rights	Class eg: X	Class eg: Y					
(I)	(II)	(III)	(IV)	(V)	(VI)	(VII) =	(VIII) As a	(IX)	(X)	(XI) =	(XII)	(XIII)	(XIV)		
(A)	Promoter & Promoter Group	18	102364700	0	0	102364700	71.3472	102364700	0	102364700	71.347	0	0	102364700	
(B)	Public	12427	41109275	0	0	41109275	28.6528	41109275	0	41109275	28.653	0	0	41057265	
(C)	Non Promoter - Non Public				0				0						
(C1)	Shares Underlying DRs	0	0	0	0	0	0	0	0	0	0	0	0	0	
(C2)	Shares Held By Employee Trust	0	0	0	0	0	0	0	0	0	0	0	0	0	
	Total	12445	143473975	0	0	143473975	100	143473975	0	143473975	100	0	0	143421965	

Handwritten signature



Oswal Financial Services Limited


Table II - Statement showing standardized pattern of the promoter and promoter group

Category & Name of the Shareholders	PAN	No. of fully paid up shares held	No. of Total nos. shares held	Shareholding as per SCRT, 1957 (A+B+C)	Number of Voting Rights held in each class of securities		Total as a % of (A+B+C)	No. of Shares Underlying Outstanding	Shareholding in % assuming full conversion of securities (as a percentage of diluted share capital)	Number of Shares Locked in	Number of Shares pledged in dematerialized form	Number of equity shares held			
					Class eg: x eg: Y	Class Total							(VII) As a % of (A+B+C)	(VIII) As a % of (VII)(X)	(IX)
1	Indian	(i)	(ii)	(iii)	(iv)	(v)	(vi)	(vii) = (v)/(vii)+(viii)	(viii) As a % of (A+B+C)	(ix)	(x)	(xi)	(xii)	(xiii)	(xiv)
(a)	Individual / Hindu Undivided Family	AAAR00651CQ	2389876	2389876	16.613	2389876	0	2389876	16.613	0	0	0	2389876		0
	MRS. U. GOSWAMI	AAAR00651CQ	1211076	1211076	8.409	1211076	0	1211076	8.409	0	0	0	1211076		0
	(A) MRS. U. GOSWAMI	AAAR00651CQ	11728100	11728100	8.174	11728100	0	11728100	8.174	0	0	0	11728100		0
(b)	Central Government / State Government)		0	0	0	0	0	0	0	0	0	0	0		0
(c)	Financial Institution / Banks		0	0	0	0	0	0	0	0	0	0	0		0
(d)	Any Other (Specify)		78526124	78526124	54.732	78526124	0	78526124	54.732	0	0	0	78526124		0
	Partners Acting in Concert	AAAHAS0366	1337730	1337730	1.2077	1337730	0	1337730	1.2077	0	0	0	1337730		0
	Ranjana Ramtejal Agrawal	AC2PA2756P	295406	295406	0.459	295406	0	295406	0.459	0	0	0	295406		0
	Vijay Madhav Agrawal	AADAC1170H	135240	135240	0.0973	135240	0	135240	0.0973	0	0	0	135240		0
	Narain Ramtejal Agrawal	ADPA326B8	100000	100000	0.6697	100000	0	100000	0.6697	0	0	0	100000		0
	Vijay Agrawal	AC2PA2930H	100000	100000	0.6697	100000	0	100000	0.6697	0	0	0	100000		0
	Suhodh Ramtejal Agrawal	ADPA40936C	80200	80200	0.559	80200	0	80200	0.559	0	0	0	80200		0
	Amia Agrawal	AAP44084D	60000	60000	0.406	60000	0	60000	0.406	0	0	0	60000		0
	Sudhoo Agrawal	AGNVA110F	79000	79000	0.551	79000	0	79000	0.551	0	0	0	79000		0
	Ground Bro Agrawal	AGNVA110F	55770	55770	0.389	55770	0	55770	0.389	0	0	0	55770		0
	Rajendra Gopal Agrawal	AAQ025905C	55000	55000	0.383	55000	0	55000	0.383	0	0	0	55000		0
	Smeeta Dora	ADZP42641A	11000	11000	0.077	11000	0	11000	0.077	0	0	0	11000		0
	Madhavi Smita Agrawal	ADPA45581H	1000	1000	0.007	1000	0	1000	0.007	0	0	0	1000		0
	(A) Madhavi Smita Agrawal	ADPA45581H	120	120	0.001	120	0	120	0.001	0	0	0	120		0
	Bhadransh Agrawal	AA220446A1	7679394	7679394	53.523	7679394	0	7679394	53.523	0	0	0	7679394		0
	Madhavi Smita Agrawal	AA220446A1	7679394	7679394	53.523	7679394	0	7679394	53.523	0	0	0	7679394		0
	(A) Madhavi Smita Agrawal	AA220446A1	7679394	7679394	53.523	7679394	0	7679394	53.523	0	0	0	7679394		0
	(B) Madhavi Smita Agrawal	AA220446A1	1000	1000	0.007	1000	0	1000	0.007	0	0	0	1000		0
	(C) Madhavi Smita Agrawal	AA220446A1	10234700	10234700	71.3472	10234700	0	10234700	71.3472	0	0	0	10234700		0
	(D) Madhavi Smita Agrawal	AA220446A1	10234700	10234700	71.3472	10234700	0	10234700	71.3472	0	0	0	10234700		0
(e)	Institutions		0	0	0	0	0	0	0	0	0	0	0		0
(f)	Foreign Portfolio Investor		0	0	0	0	0	0	0	0	0	0	0		0
(g)	Any Other (Specify)		0	0	0	0	0	0	0	0	0	0	0		0
(h)	Sub Total (a)-(g)		0	0	0	0	0	0	0	0	0	0	0		0
(i)	Total Shareholding of Promoter And Promoter Group (A)-(H)+(I)		102364700	102364700	71.3472	102364700	0	102364700	71.3472	0	0	0	102364700		0

Details of Shares which remain unclaimed may be given (see along with details such as number of shareholders, outstanding shares held in demat/undefined suspense account, voting rights which are frozen etc.

(1) PAN would not be displayed on website of Stock Exchange
(2) The term "Promoter" has the same meaning as assigned under regulation 2(a)(3) of SEBI (Substantial Acquisition of Shares and Takeover) Regulation, 2011.

Handwritten signature



Motilal Oswal Financial Services Limited
Table III - Statement showing shareholding pattern of the Public shareholder

Category & Name of the shareholders	PAN	Nos. of shares held	No. of fully paid up equity shares held	Partly paid-up equity shares held	No. of shares underlying Depository Receipts held	Total nos. shares (VII) = (VI) + (V)	Shareholding % calculated as per SCRR, 1957 As a % of (A+B+C2)	Number of Voting Rights held in each class of securities		Total as a % of (A+B+C)	Shares Underlying Outstanding convertible securities (including convertible securities)	Hq. as a % assuming conversion of convertible securities (XII) = (XI) + (X)	Number of Locked In Shares		Number of Shares pledged or otherwise encumbered	Number of equity shares held in dematerialized form
								No of Voting Rights	Class eg: X Class eg: Y Total				As a % of total Shares held(b)	As a % of total Shares held(b)		
(I)	(II)	(III)	(IV)	(V)	(VI)	(VII) = (VI) + (V)	(VIII) As a % of (A+B+C2)	Class eg: X Class eg: Y Total	(IX)	(X)	(XI) = (X) + (XII)	(XII)	(XIII)	(XIV)		
1 Institutions																
(a) Mutual Funds			17	3170532	0	3170532	2.2098	0	3170532	2.2098	0	2.2098	0	0	0	3170532
(b) Venture Capital Funds			0	0	0	0	0	0	0	0	0	0	0	0	0	0
(c) Alternate Investment Funds			0	0	0	0	0	0	0	0	0	0	0	0	0	0
(d) Foreign Venture Capital Investors			0	0	0	0	0	0	0	0	0	0	0	0	0	0
(e) Foreign Portfolio Investor			54	17244499	0	17244499	12.0193	0	17244499	12.0193	0	12.0193	0	0	0	17244499
Franklin Templeton Investment Funds	AAABCT5310I		4332083	0	0	4332083	3.0194	0	4332083	3.0194	0	3.0194	0	0	0	4332083
Jp Morgan India Investment Company (India) Ltd	AAACF0626I		2357896	0	0	2357896	1.6434	0	2357896	1.6434	0	1.6434	0	0	0	2357896
Ammor Qualified, LP	AAVFA7870W		1919967	0	0	1919967	1.3382	0	1919967	1.3382	0	1.3382	0	0	0	1919967
(f) Financial Institutions / Banks			2	16270	0	16270	0.0113	0	16270	0.0113	0	0.0113	0	0	0	16270
(g) Insurance Companies			0	0	0	0	0	0	0	0	0	0	0	0	0	0
(h) Provident Funds/ Pension Funds			0	0	0	0	0	0	0	0	0	0	0	0	0	0
(i) Any Other (Specify)			0	0	0	0	0	0	0	0	0	0	0	0	0	0
Sub Total (B)(1)			73	20431301	0	20431301	14.2404	0	20431301	14.2404	0	14.2404	0	0	0	20431301
2 Central Government/ State Government(s)/ President of India																
Sub Total (B)(2)			0	0	0	0	0	0	0	0	0	0	0	0	0	0
3 Non-Institutions																
(a) Individuals																
I. Individual shareholders holding nominal share capital up to Rs. 2 lakhs.			11290	7070918	0	7070918	4.9284	0	7070918	4.9284	0	4.9284	0	0	0	7018908
II. Individual shareholders holding nominal share capital in excess of Rs. 2 lakhs.			5	3144030	0	3144030	2.1914	0	3144030	2.1914	0	2.1914	0	0	0	3144030
Rajat Rajgaria	ACIPRI652B		1	1761822	0	1761822	1.228	0	1761822	1.228	0	1.228	0	0	0	1761822
NBFCS registered with RBI			0	0	0	0	0	0	0	0	0	0	0	0	0	0
(c) Employee Trusts			0	0	0	0	0	0	0	0	0	0	0	0	0	0
(d) Overseas Depositories (holding DRs) (balancing figure)			0	0	0	0	0	0	0	0	0	0	0	0	0	0
(e) Any Other (Specify)			1059	10463026	0	10463026	7.2926	0	10463026	7.2926	0	7.2926	0	0	0	10463026
- Hindu Undivided Family			412	182362	0	182362	0.1271	0	182362	0.1271	0	0.1271	0	0	0	182362
- Non Resident Indians (Non-Repatriation)			54	80754	0	80754	0.0563	0	80754	0.0563	0	0.0563	0	0	0	80754
Other Directors			1	7804010	0	7804010	5.4393	0	7804010	5.4393	0	5.4393	0	0	0	7804010
- Navin Agarwal	AAHPA4660K		1	7804010	0	7804010	5.4393	0	7804010	5.4393	0	5.4393	0	0	0	7804010
- Non Resident Indians (Repatriation)			171	663634	0	663634	0.4625	0	663634	0.4625	0	0.4625	0	0	0	663634
- Clearing Member			141	241026	0	241026	0.168	0	241026	0.168	0	0.168	0	0	0	241026
- Bodies Corporate			280	1491240	0	1491240	1.0394	0	1491240	1.0394	0	1.0394	0	0	0	1491240
Sub Total (B)(3)			12354	20677974	0	20677974	14.4124	0	20677974	14.4124	0	14.4124	0	0	0	20677974
Total Public Shareholding (B) = (B)(1)+(B)(2)+(B)(3)			12427	41109275	0	41109275	28.6528	0	41109275	28.6528	0	28.6528	0	0	0	41057265

Motilal Oswal
MOTILAL OSWAL FINANCIAL SERVICES LIMITED
MUMBAI


Details of the shareholders acting in Concert including their Shareholding (No. and %):

Names	Holdings	%
SUMAN AGRAWAL	100000	0.0697
SUNEETA RAMANDEO AGRAWAL	295400	0.2059
KARDOON RAMGOPAL AGRAWAL	100000	0.0697
VIMALA DEVI	11000	0.0077
RAJENDRA GOPHILAL OSWAL	55000	0.0383
SUKRDEO RAMGOPAL AGRAWAL	80280	0.0559
VIMLA MOTILAL OSWAL	125240	0.0873
MOTILAL GOPHILAL OSWAL HUF	120	0.0001
RAMANDEO RAMGOPAL AGRAWAL HUF	650000	0.4530
ANITA AGRAWAL	80000	0.0558
GOVIND DEO AGRAWAL	55770	0.0389
VINAY AGRAWAL	100000	0.0697
MOTILAL GOPHILAL OSWAL	1000	0.0007
SATISH AGRAWAL	79000	0.0551

Note :

- (1) PAN would not be displayed on website of Stock Exchange(s).
- (2) The above format needs to disclose name of all holders holding more than 1% of total number of shares
- (3) W.r.t. the information pertaining to Depository Receipts, the same may be disclosed in the respective columns to the extent information available and the balance to be disclosed as held by custodian.

[Handwritten signature]



Motilal Oswal Financial Services Limited
 Table IV - Statement showing shareholding pattern of the Non Promoter- Non Public shareholder

Category & Name of the shareholder	PAN	Nos. of shareholder	No. of fully paid up shares held	Partly paid-up equity shares held	No. of shares underlying Depository Receipts	Total nos. shares held	Shareholding % calculated as per SCRR, 1957 As a % of (A+B+C2)	Number of Voting Rights held in each class of securities			No. of Shares of Outstanding convertible securities (including Warrants)	Promoter/assum. full conversion of convertible securities (as a percentage of diluted share capital) (X1)=	Number of Locked in shares		Number of Shares pledged or otherwise encumbered	Number of equity shares held in dematerialised form		
								Class eg: X	Class eg: y	Total			No. (a)	As a % of total Shares held(b)			No. (a)	As a % of total Shares held(b)
(i)	(ii)	(iii)	(iv)	(v)	(vi)	(vii) =	(viii) As a %	(ix)	(ix)	(ix)=	(a)	(b)	(a)	(b)	(xiv)			
Benefit Trust		0	0	0	0	0	0.0000	0	0	0	0.0000	0	0	0	0	0	0	0
Total Non-		0	0	0	0	0	0.0000	0	0	0	0.0000	0	0	0	0	0	0	0

Note:

- (1) PAN would not be displayed on website of Stock Exchange(s).
- (2) The above format needs to disclose name of all holders holding more than 1% of total number of shares
- (3) W.r.t. the information pertaining to Depository Receipts, the same may be disclosed in the respective columns to the extent information available and the balance to be disclosed as held by custodian.

Handwritten signature

