

**I (a) Outstanding Convertible securities/warrants issued to the Promoters/Public**

**Name of the Company : Motilal Oswal Financial Services Limited**

**Scrip Code : BSE: 532892 NSE: MOTILALOFS**

**Quarter ended : 31.03.2015**


<b>Partly Paid-up shares</b>	<b>No. of Partly Paid-up shares</b>	<b>As a % of total no. of partly paid-up shares</b>	<b>As a % of total no. of shares of the Company</b>
Held by promoter / promoter group			
Held by public	NIL	NIL	NIL
<b>Total</b>	NIL	NIL	NIL
<b>Outstanding convertible securities</b>	<b>No. of outstanding securities</b>	<b>As a % of total no. of outstanding convertible securities</b>	<b>As a % of total no. of shares of the Company, assuming full conversion of the convertible securities</b>
Held by promoter / promoter group			
Held by public	NIL	NIL	NIL
<b>Total</b>	NIL	NIL	NIL
<b>Warrants</b>	<b>No. of warrants</b>	<b>As a % of total no. of warrants</b>	<b>As a % of total no. of shares of the Company, assuming full conversion of warrants</b>
Held by promoter / promoter group			
Held by public	NIL	NIL	NIL
<b>Total</b>	NIL	NIL	NIL
<b>Total paid-up capital of the company, assuming full conversion of warrants and convertible securities</b>		140,162,675	



**MOTILAL OSWAL FINANCIAL SERVICES LIMITED**  
**SHAREHOLDING PATTERN AS ON 31ST MARCH, 2015 AS PER CLAUSE 35 OF THE LISTING AGREEMENT**

**(I) (a) STATEMENT SHOWING SHAREHOLDING PATTERN**

NAME OF THE COMPANY: MOTILAL OSWAL FINANCIAL SERVICES LIMITED								
		Scrip Code		BSE: 532892				
		NSE: MOTILALOF5						
		CATEGORY: EQUITY SHARES						
		QUARTER ENDED : 31/03/2015						
CATE GORY CODE	CATEGORY OF SHAREHOLDER	NUMBER OF SHAREHOLDER	TOTAL NUMBER OF SHARES	NUMBER OF SHARES HELD IN DEMATERIALIZED FORM	TOTAL SHAREHOLDING AS A PERCENTAGE OF TOTAL NUMBER OF SHARES		SHARES PLEDGED OR OTHERWISE ENCUMBERED	
					AS A PERCENTAG E OF (A+B) (VI)	AS A PERCENTAGE OF (A+B+C) (VII)	NUMBER OF SHARES (VIII)	AS A PERCENTAGE (IX)=(VIII)/(IV) *100
(I)	(II)	(III)	(IV)	(V)	(VI)	(VII)	(VIII)	(IX)
(A)	<b>PROMOTER AND PROMOTER GROUP</b>							
(1)	<b>INDIAN</b>							
(a)	Individuals /Hindu Undivided Family	15	25,514,536	25,514,536	18.20%	18.20%	-	-
(b)	Central Government/State Government(s)	-	-	-	-	-	-	-
(c)	Bodies Corporate	2	76,793,394	76,793,394	54.79%	54.79%	-	-
(d)	Financial Institutions / Banks	-	-	-	-	-	-	-
(e)	Any Others	-	-	-	-	-	-	-
	<b>Sub-Total (A) (1) :</b>	<b>17</b>	<b>102,307,930</b>	<b>102,307,930</b>	<b>72.99%</b>	<b>72.99%</b>	<b>-</b>	<b>-</b>
(2)	<b>FOREIGN</b>							
(a)	Individuals (NRIs/Foreign Individuals)	-	-	-	-	-	-	-
(b)	Bodies Corporate	-	-	-	-	-	-	-
(c)	Institutions	-	-	-	-	-	-	-
(d)	Qualified Foreign Investors	-	-	-	-	-	-	-
(e)	Any Others	-	-	-	-	-	-	-
	<b>Sub-Total (A)(2) :</b>	<b>-</b>	<b>-</b>	<b>-</b>	<b>-</b>	<b>-</b>	<b>-</b>	<b>-</b>
	<b>Total Share Holding of Promoter and Promoter Group (A)=(A)(1)+(A)(2)</b>	<b>17</b>	<b>102,307,930</b>	<b>102,307,930</b>	<b>0.73</b>	<b>72.99%</b>	<b>-</b>	<b>-</b>
(B)	<b>PUBLIC SHAREHOLDING</b>							
(1)	<b>INSTITUTIONS</b>							
(a)	Mutual Funds /UTI	10	2,676,516	2,676,516	1.91%	1.91%	-	-
(b)	Financial Institutions /Banks	1	125	125	-	-	125	100
(c)	Central Government / State Government(s)	-	-	-	-	-	-	-
(d)	Venture Capital Funds	-	-	-	-	-	-	-
(e)	Insurance Companies	-	-	-	-	-	-	-
(f)	Foreign Institutional Investors	27	17,349,943	17,349,943	12.38%	12.38%	-	-
(g)	Foreign Venture Capital Investors	-	-	-	-	-	-	-
(h)	Qualified Foreign Investors	-	-	-	-	-	-	-
(i)	Any Others	-	-	-	-	-	-	-
	<b>Sub-Total (B)(1) :</b>	<b>38</b>	<b>20,026,584</b>	<b>20,026,584</b>	<b>14.29%</b>	<b>14.29%</b>	<b>125</b>	<b>0.00</b>
(2)	<b>NON-INSITUTIONS</b>							
(a)	Bodies Corporate	202	1,116,363	1,116,363	0.80%	0.80%	26,261	2.35%
(b)	Individuals							
	(i) Individual shareholders holding nominal share capital up to Rs.1 lakh	10,076	4,454,060	4,402,049	3.18%	3.18%	152,614	3.43%
	(ii) Individual shareholders holding nominal share capital in excess of Rs.1 lakh	13	3,828,484	2,776,284	2.73%	2.73%	150,000	3.92%
(c)	Qualified Foreign Investors	-	-	-	-	-	-	-
(d)	Any Others							
	Clearing Members	74	108,840	108,840	0.08%	0.08%	33,256	30.55%
	Non Resident Indians - (On repatriation basis)	75	479,671	479,671	0.34%	0.34%	-	-
	Non Resident Indians - (On Non- repatriation basis)	36	36,733	36,733	0.03%	0.03%	-	-
	Directors/Relatives	1	7,804,010	7,804,010	5.57%	5.57%	-	-
	<b>Sub-Total (B)(2) :</b>	<b>10,477</b>	<b>17,828,161</b>	<b>16,723,950</b>	<b>12.72%</b>	<b>12.72%</b>	<b>362,131</b>	<b>2.03%</b>
	<b>Total Public Share Holding (B)=(B)(1)+(B)(2) :</b>	<b>10,515</b>	<b>37,854,745</b>	<b>36,750,534</b>	<b>27.01%</b>	<b>27.01%</b>	<b>362,256</b>	<b>0.96%</b>
	<b>Total (A)+(B) :</b>	<b>10,532</b>	<b>140,162,675</b>	<b>139,058,464</b>	<b>100%</b>	<b>100%</b>	<b>362,256</b>	<b>0.26%</b>
(C)	Shares held by custodians, against which Depository Receipts have been issued	-	-	-	-	-	-	-
	<b>GRAND TOTAL (A)+(B)+(C) :</b>	<b>10,532</b>	<b>140,162,675</b>	<b>139,058,464</b>	<b>100%</b>	<b>100%</b>	<b>362,256</b>	<b>0.26%</b>




*[Handwritten Signature]*

**(I) (b) STATEMENT SHOWING SHAREHOLDING OF PERSONS BELONGING TO THE CATEGORY "PROMOTER AND PROMOTER GROUP"**

S. No	NAME OF THE SHAREHOLDER	TOTAL SHARES HELD		SHARES PLEDGED OR OTHERWISE ENCUMBERED			Details of warrants		Details of convertible securities		Total shares (including underlying shares assuming full conversion of warrants and convertible securities) as a % of diluted share capital
		NUMBER	AS A % OF GRAND TOTAL (A)+(B)+(C)	NUMBER	AS A PERCENTAGE	AS A % OF GRAND TOTAL (A)+(B)+(C) OF SUB CLAUSE (I) (a)	Number of warrants held	As a % of total number of warrants of the same class	Number of convertible securities held	% w.r.t total number of convertible securities of the same class	
(I)	(II)	(III)	(IV)	(V)	(VI) = (V)/(II)*100	(VII)	(VIII)	(IX)	(X)	(XI)	(XII)
1	Passionate Investment Management Private Limited	76,792,394	54.79	-	-	-	-	-	-	-	-
2	Mr. Motilal Oswal	12,110,476	8.64	-	-	-	-	-	-	-	-
3	Mr. Raamdeo Agarawal	11,828,100	8.44	-	-	-	-	-	-	-	-
4	Raamdeo Agrawal HUF	650,000	0.46	-	-	-	-	-	-	-	-
5	Mrs. Suneeta Raamdeo Agrawal	295,400	0.21	-	-	-	-	-	-	-	-
6	Mrs. Vimla Motilal Oswal	125,240	0.09	-	-	-	-	-	-	-	-
7	Dr. Karoon Ramgopal Agarawal	100,000	0.07	-	-	-	-	-	-	-	-
8	Mr. Vinay R. Agrawal	100,000	0.07	-	-	-	-	-	-	-	-
9	Mr. Sukhdeo Ramgopal Agarawal	80,200	0.06	-	-	-	-	-	-	-	-
10	Mr. Rajendra G. Oswal	65,000	0.05	-	-	-	-	-	-	-	-
11	Mr. Govinddeo R. Agarawal	60,000	0.04	-	-	-	-	-	-	-	-
12	Mrs. Suman Agrawal	50,000	0.04	-	-	-	-	-	-	-	-
13	Mrs. Anita Anandmurthy	30,000	0.02	-	-	-	-	-	-	-	-
14	Mrs. Vimladevi Salecha	19,000	0.01	-	-	-	-	-	-	-	-
15	Mr. Motilal Gopilal Oswal (Holding on behalf of VISU Associates)	1,000	0.00	-	-	-	-	-	-	-	-
16	OSAG Enterprises LLP	1,000	0.00	-	-	-	-	-	-	-	-
17	Motilal Oswal HUF	120	0.00	-	-	-	-	-	-	-	-
	<b>TOTAL</b>	<b>102,307,930</b>	<b>72.99</b>	-	-	-	-	-	-	-	-

*[Handwritten Signature]*




**(I) (C) (i) (Statement showing Shareholding of persons belonging to the category "Public" and holding more than 1% of the total number of shares)**

Sr No.	Name of the shareholder	Number of shares	Shares as a percentage of total number of shares [i.e., Grand Total (A)+(B)+(C) indicated in Statement at para (I)(a) above]	Details of		Details of		Total shares (including underlying shares assuming full conversion of warrants and convertible securities) as a % of diluted share capital
				Number of warrants held	As a % total number of warrants of the same class	Number of convertible securities held	% w.r.t total number of convertible securities of the same class	
1	Navin Agarwal	7,804,010	5.57	-	-	-	-	-
2	Franklin Templeton Investment Funds	4,700,538	3.35	-	-	-	-	-
3	JP Morgan Indian Investment Company (Mauritius) Limited	2,632,674	1.88	-	-	-	-	-
4	Armor Qualified, LP	1,744,181	1.24	-	-	-	-	-
5	Armor Capital Partners, LP	1,522,779	1.09	-	-	-	-	-
6	ICICI Prudential Value Fund Series 1	1,507,586	1.08	-	-	-	-	-
<b>TOTAL</b>		<b>19,911,768</b>	<b>14.21</b>	-	-	-	-	-

**(I) (C) (ii) (Statement showing Shareholding of persons belonging to the category "Public" and holding more than 5% of the total number of shares)**

Sr No.	Name of the shareholder	Number of shares	Shares as a percentage of total number of shares [i.e., Grand Total (A)+(B)+(C) indicated in Statement at para (I)(a) above]	Details of warrants		Details of convertible		Total shares (including underlying shares assuming full conversion of warrants and convertible securities) as a % of diluted share capital
				Number of warrants held	As a % total number of warrants of the same class	Number of convertible securities held	% w.r.t total number of convertible securities of the same class	
1	Mr. Navin Agarwal	7,804,010	5.57	-	-	-	-	-
<b>TOTAL</b>		<b>7,804,010</b>	<b>5.57</b>	-	-	-	-	-



**(I)(d) Statement showing details of locked-in shares**

Sr No.	Name of the shareholder	Category of shareholders (Promoters/Public)	Number of locked-in shares	Locked-in shares as a percentage of total number of shares [i.e., Grand Total (A)+(B)+(C) indicated in Statement at para (I)(a) above]
		NA	NA	NA
	<b>TOTAL</b>		-	NA

**(II)(a) Statement showing details of Depository Receipts (DRs)**

Sr No.	Type of outstanding DR (ADRs, GDRs, SDRS, etc.)	Number of outstanding DRs	Shares underlying outstanding DRs as a percentage of total number of shares [I.e., Grand Total (A)+(B)+(C) indicated in Statement at para (I)(a) above]
1	Global Depository Receipts (GDRs)	N.A.	N.A.
	<b>TOTAL</b>	N.A.	N.A.

**(II)(b) Statement showing Holding of Depository Receipts (DRs), where underlying shares are in excess of 1% of the total number of shares**

Sr No.	Name of the DR Holder	Type of outstanding DR (ADRs, GDRs, SDRs, etc.)	Shares underlying outstanding DRs as a percentage of total number of shares [I.e., Grand Total (A)+(B)+(C) indicated in Statement at para (I)(a) above]
1		N.A.	N.A.
	<b>TOTAL</b>	N.A.	N.A.

